Touch Point VAV

MODEL	DISPLAY	SENSORS		
		TEMPERATURE	CO_2	HUMIDITY
TP-VAV-DISP-B/W*	●	●		
TP-VAV-C-DISP-B/W*	●	●	●	
TP-VAV-H-DISP-B/W*	●	●		●
TP-VAV-HC-DISP-B/W*	●	●	●	●

*B/W: all panels are available in black or white, which is reflected in the last letter of the product code, e.g., TP-VAV-H-DISP-B or TP-VAV-C-DISP -W.

APPLICATION AND USE

The Touch Point VAV is a modern comfort management wall panel with two most popular open communication protocols: Modbus RTU/ASCII and BACnet MS/TP. The Touch Point VAV panel is available in different configurations of sensors (temperature, CO_2, and humidity), colors, and touch buttons. The panel can be configured using the iSMA Configurator software or Modbus registers/ BACnet objects. It fits most of standard junction boxes in Europe and can easily be installed using a wall back box.

FEATURES

- Modern and smart design
- Intuitive management
- Ease of installation and configuration
- Multiprotocol interface
- Ultimate flexibility
- Free software: iC Tool & iSMA Configurator
- Three touch function buttons
- RS485 interface
- Modbus RTU/ASCII and BACnet MS/TP
- Temperature sensor as a standard, humidity and CO_2 sensors as an option
- USB type C interface
- DIP switches for configuration
- Buzzer
- Navigation RGB LED

TECHNICAL CHARACTERISTICS

DESCRIPTION		TOUCH POINT VAV
Power supply	Voltage	20-34 V DC
		24 V AC ± 20%
	Power consumption	0.5 W at 24 V DC, 0.75 VA at 24 V AC Up to 1 W peaks in max. configuration
Built-in sensors	Temperature sensor	10k NTC type, range: 0-50˚C, accuracy: ± 0.5˚C, resolution: ± 0.1˚C
	Humidity sensor (applies to version with humidity sensor)	Range: 0-100% RH, accuracy: ± 2% RH in range 10-90% RH, resolution: ± 0.1% RH
	CO_2 sensor (applies to version with CO_2 sensor)	Range: 400-4000 ppm, accuracy: ± 30 ppm
COM1	RS485 interface	Up to 128 devices
		Half-duplex
	Communication protocols	Modbus RTU/ASCII, BACnet MS/TP
	Ports	2 RJ45 + screw connector
	Baud rate	2400-115200
USB1	USB 2.0	USB type C

The performances stated in this sheet can be modified without any prior notice.

DESCRIPTION		TOUCH POINT VAV
Front panel	Surface	White/black glass
	Display	TFT 0.96”
	Backlight	3 intenisty modes
	Buttons	3
	LED	3 blue and 3 red for temperature
		1 white for occupancy
		1 configurable RGB
Ingress protection	IP rating	IP20 for indoor installation
Temperature	Operating	From 0˚C to +40˚C
	Storage	From -40˚C to +70˚C
Humidity	Relative	From 5% to 95% RH (without condensation)
Screw connector	Type	Removable screw terminals
	Maximum cable size	1.5 mm² (24...16 AWG)
Housing	Material	Plastic, self-extinguishing ABS
	Mounting	Standard 60 mm wall back box
Dimensions	Width	86.00 mm/3.39 in
	Lenght	86.00 mm/3.39 in
	Height	14.50 mm/0.57 in

WIRING DIAGRAMS

Power Supply

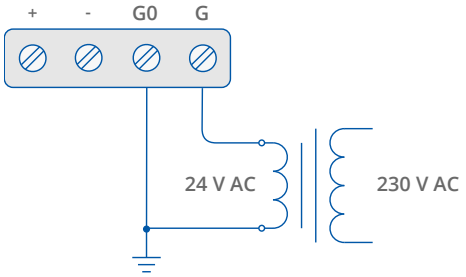

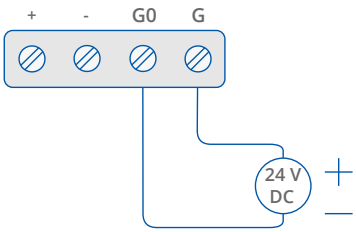

Power supply from a PELV/SELV source

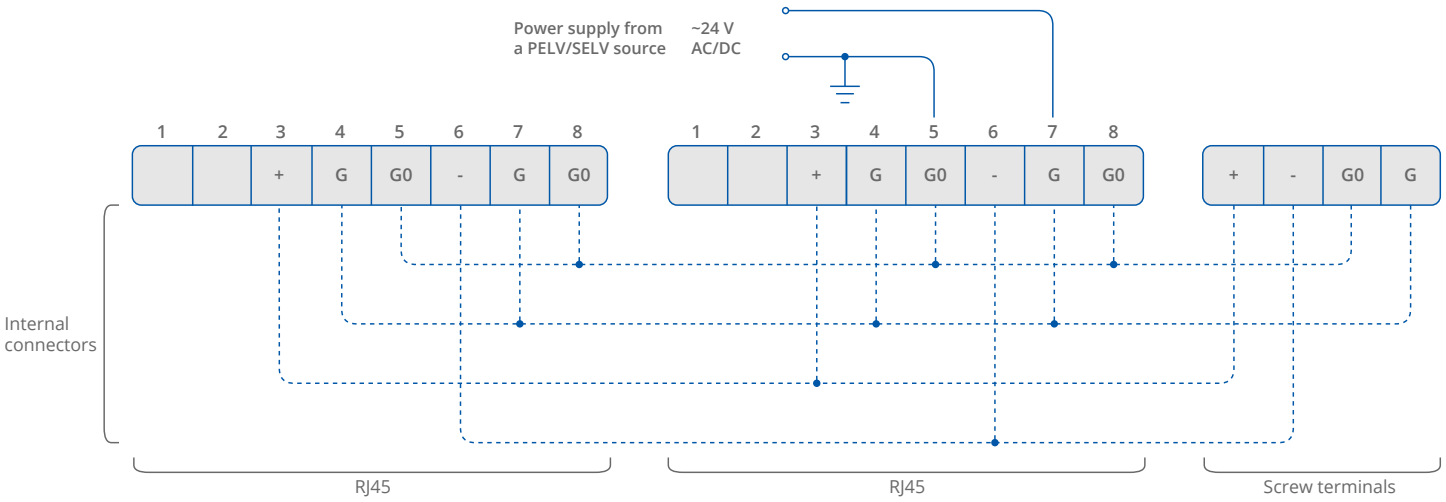

Communication

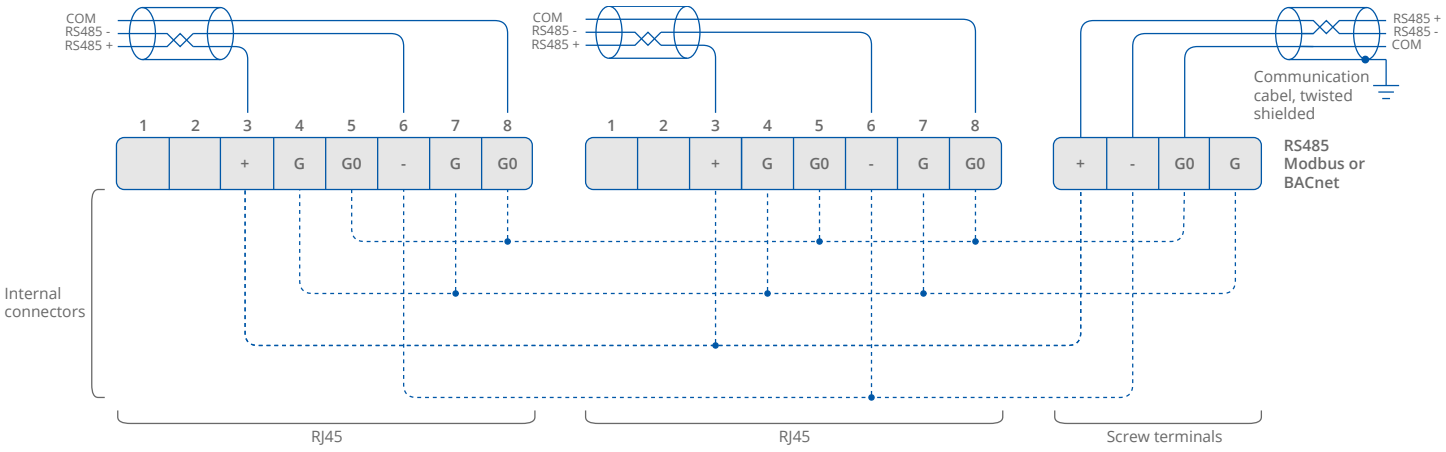

APPLICATION EXAMPLE

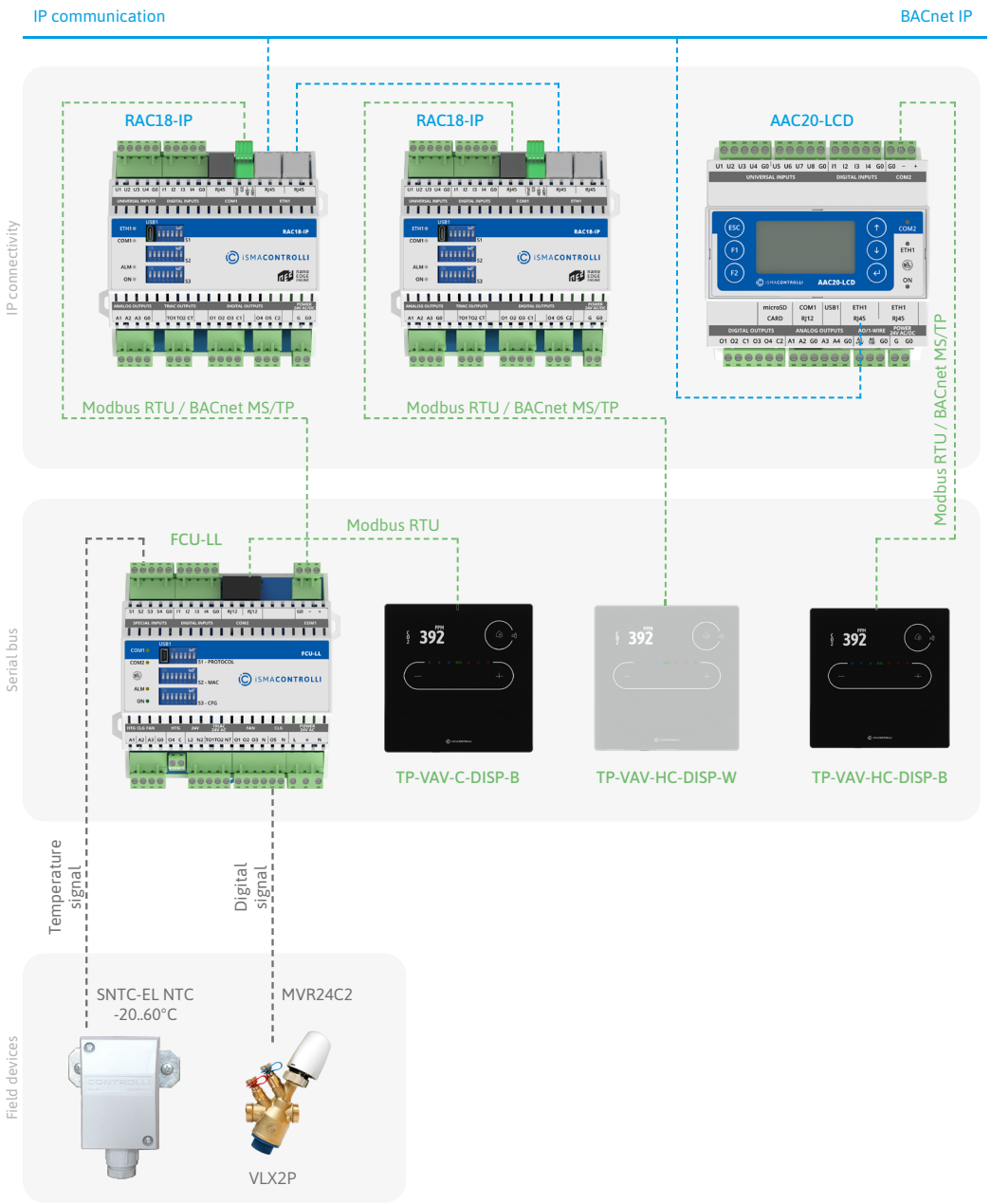

DEDICATED SOFTWARE

iSMA Configurator - configuration tool for non-programmable iSMA CONTROLLI devices

ACCESSORIES

CONNECTION TO CONTROLLERS:	RJ12-RJ45 CABLES
iSMA-B-FCU-HH iSMA-B-FCU-HL iSMA-B-FCU-LL	**iSMA-B-RJ12-RJ45-5**: 5 m RJ12-RJ45 cable
	iSMA-B-RJ12-RJ45-10: 10 m RJ12-RJ45 cable
	iSMA-B-RJ12-RJ45-15: 15 m RJ12-RJ45 cable
	iSMA-B-RJ12-RJ45-20: 20 m RJ12-RJ45 cable
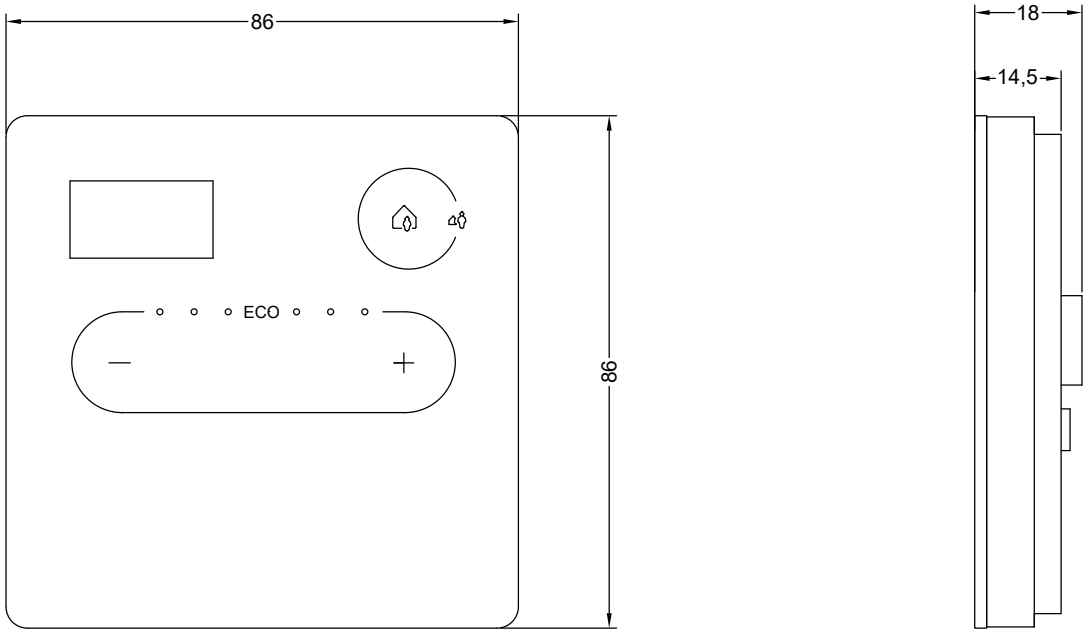
DIMENSIONS [mm]